



National Marine Manufacturers Association

nmma.org

ECONOMIC SIGNIFICANCE OF RECREATIONAL BOATING IN OREGON



TOTAL ANNUAL ECONOMIC IMPACT OF RECREATIONAL BOATING:



\$1.66 BILLION

Number of Recreational Boats*	178,050
Recreational Boating Industry Businesses	486
Total Jobs	13,105
Annual Recreational Boating-Related Spending	\$704.5 MILLION

RECREATIONAL BOATS IN OREGON

TOTAL BOATS* ▶ **178,050**

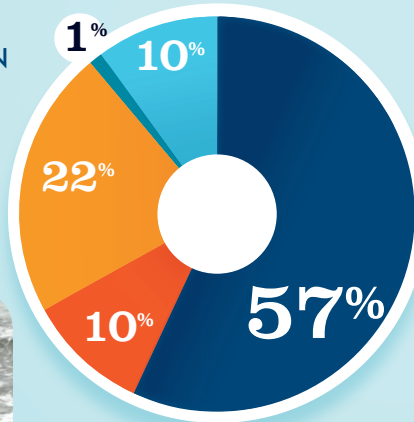
REGISTERED BOATS	178,050
Power boats	155,210
PWCs	12,738
Sailboats	6,240
Other Boats	3,862
HOUSEHOLDS PER BOAT	8.6



* Total boats are registered boats as reported by states to the USCG.

RECREATIONAL BOATING CREATES JOBS IN OREGON

TOTAL BOATING JOBS	5,012
Boat Building	525
Motor / Engine Mfgr.	38
Accessory / Supplies Mfgr.	1,084
Dealers / Wholesalers	488
Boat Services	2,877

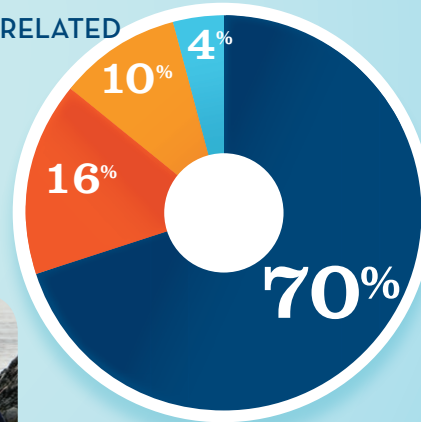


● BOAT BUILDING
● MOTOR/ENG. MFG.
● ACC./SUPPLIES MFG.
● DLRS/WHOLESALEERS
● BOAT SERVICES



RECREATIONAL BOATING-RELATED BUSINESSES IN OREGON

TOTAL BUSINESSES	486
Boat Building	20
Motor / Engine Mfgr.	3
Accessory / Supplies Mfgr.	47
Dealers / Wholesalers	76
Boat Services	340

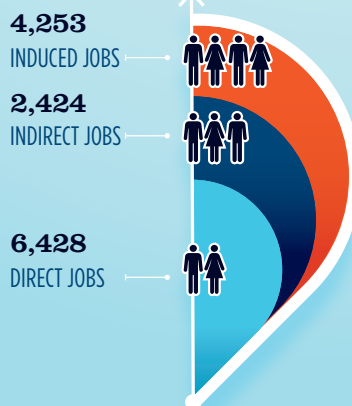


● BOAT BUILDING
● MOTOR/ENG. MFG.[†]
● ACC./SUPPLIES MFG.
● DLRS/WHOLESALEERS
● BOAT SERVICES



ESTIMATED JOBS IMPACT OF RECREATIONAL BOATING-RELATED SPENDING IN OREGON

EST. TOTAL JOBS	13,105
EST. TOTAL LABOR INCOME	\$540.6 MILLIONS
Est. Direct Income	\$219.0
Est. Indirect Income	\$135.5
Est. Induced Income	\$186.1



RECREATIONAL BOATING INDUSTRY SALES IN OREGON

Boat Building	\$131.8 MILLION
Motor / Engine Mfgr.	\$22.3 MILLION
Accessory / Supplies Mfgr.	\$188.6 MILLION
TOTAL MFG. SALES	\$342.7 MILLION
Dealers / Wholesalers	\$231.3 MILLION
Boat Services	\$717.2 MILLION
TOTAL RETAIL & SERVICES SALES	\$948.5 MILLION

● BOAT BUILDING
● MOTOR/ENG. MFG.
● ACC./SUPPLIES MFG.
● DLRS/WHOLESALEERS
● BOAT SERVICES

Source: NMMMA's Center of Knowledge; Recreational Marine Research Center at Michigan State University